

# RIVAGE

BAL HARBOUR

LOWER PENTHOUSE FLOORS

# A 22, 24

- 6 BEDROOMS
- 9 BATHROOMS
- 2 POWDER ROOMS
- DEN
- SERVICE
- FAMILY ROOM
- SKY ROOM
- WINE ROOM
- OUTDOOR KITCHEN
- SPA POOL
- PRIVATE ELEVATOR

INTERIOR  
9,464 SF | 879 SQM

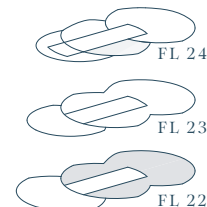
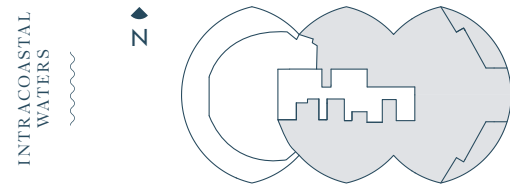
EXTERIOR  
1,346 SF | 125 SQM

TOTAL  
10,810 SF | 1,004 SQM



## FLOOR 22

The dimensions stated for this floor plan are approximate because there are various recognized methods for calculating the square footage of a unit. The square footage stated here is calculated from the exterior boundaries of the exterior walls to the centerline of interior demising walls without deductions for cutouts, curves, or architectural features. This method typically results in quoted dimensions greater than the dimensions that would be determined by using other accepted methods. The definition of "Unit" and the calculation method to be relied upon is set forth by the Developer in Developer's prospectus which method may result in a square footage calculation less than the result of the calculation method used here. Renderings depict features not included with purchase, but which are available at an additional cost such as wine bar and closet millwork among others. Consult the Developer's prospectus to learn what is included with Unit purchase and to understand Unit dimensions. 2023 © Carlton Terrace Owner LLC, with all rights reserved.



# RIVAGE

BAL HARBOUR

LOWER  
PENTHOUSE FLOORS

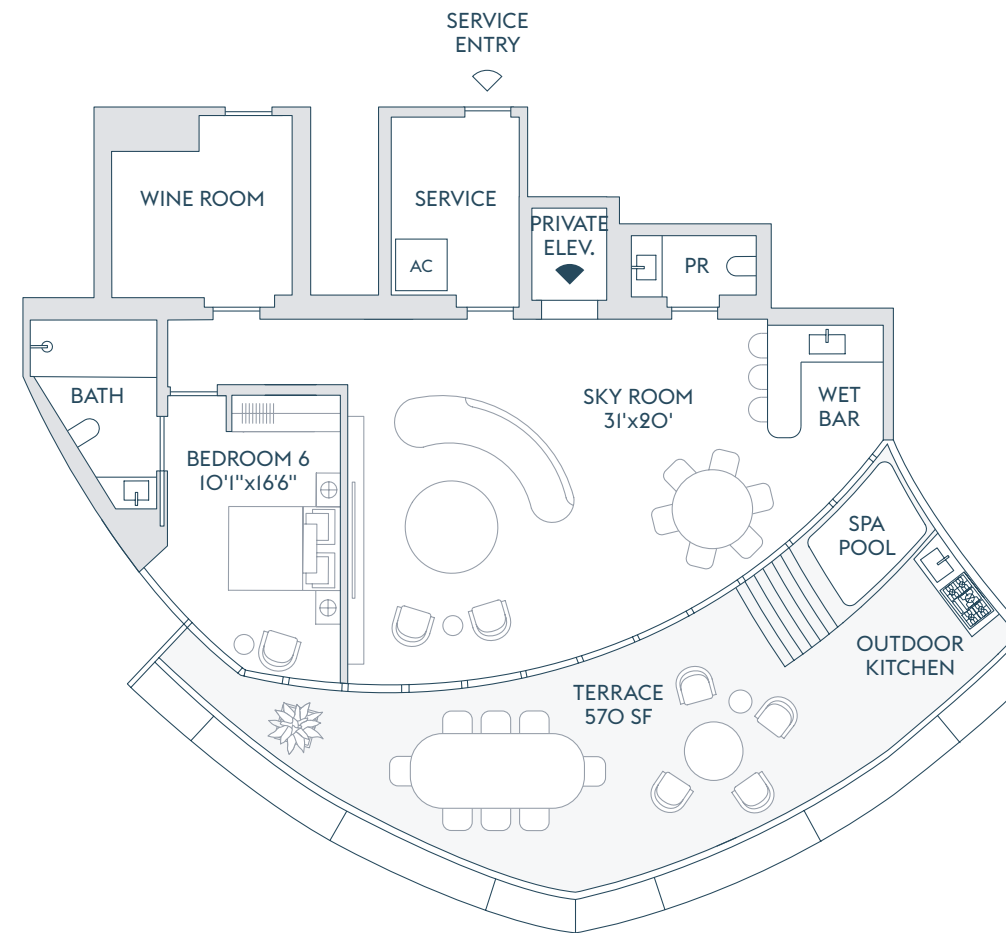
# A 22, 24

6 BEDROOMS  
9 BATHROOMS  
2 POWDER ROOMS  
DEN  
SERVICE  
FAMILY ROOM  
SKY ROOM  
WINE ROOM  
OUTDOOR KITCHEN  
SPA POOL  
PRIVATE ELEVATOR

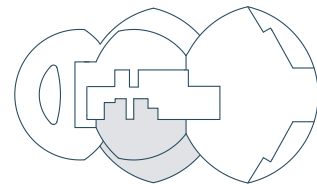
INTERIOR  
9,464 SF | 879 SQM

EXTERIOR  
1,346 SF | 125 SQM

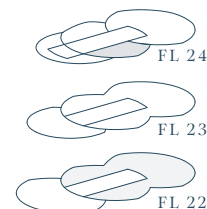
TOTAL  
10,810 SF | 1,004 SQM



INTRACOASTAL  
WATERS



ATLANTIC OCEAN



## FLOOR 24

The dimensions stated for this floor plan are approximate because there are various recognized methods for calculating the square footage of a unit. The square footage stated here is calculated from the exterior boundaries of the exterior walls to the centerline of interior demising walls without deductions for cutouts, curves, or architectural features. This method typically results in quoted dimensions greater than the dimensions that would be determined by using other accepted methods. The definition of "Unit" and the calculation method to be relied upon is set forth by the Developer in Developer's prospectus which method may result in a square footage calculation less than the result of the calculation method used here. Renderings depict features not included with purchase, but which are available at an additional cost such as wine bar and closet millwork among others. Consult the Developer's prospectus to learn what is included with Unit purchase and to understand Unit dimensions. 2023 © Carlton Terrace Owner LLC, with all rights reserved.