



UNIT B

LINE 03
FLOORS 8 - 33

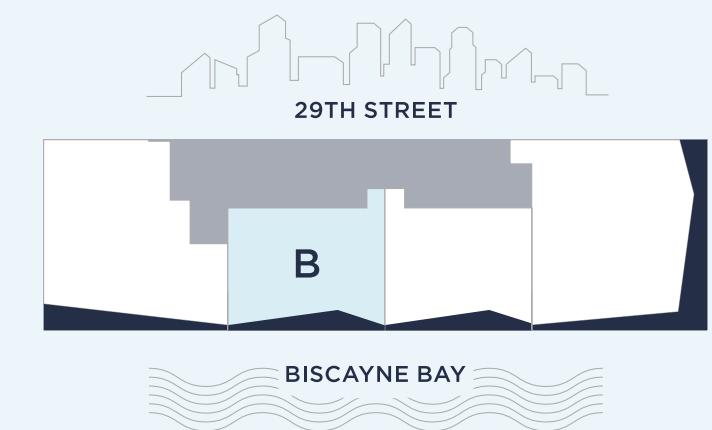
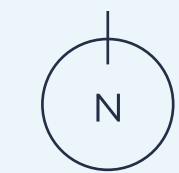
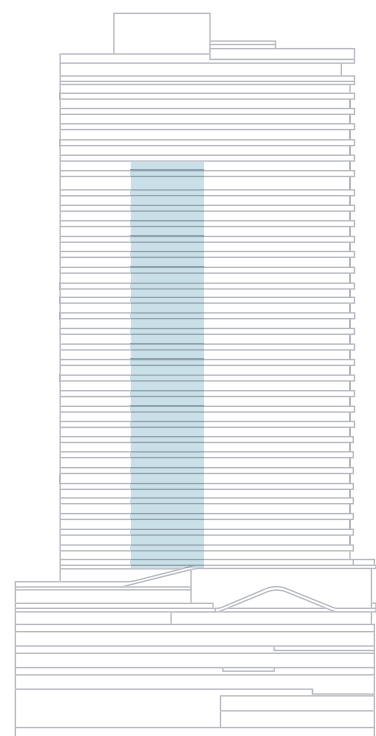
2 BEDROOMS

2.5 BATHROOMS

INTERIOR
1,472 SF | 137 M²

EXTERIOR
132 SF | 12 M²

TOTAL AREA
1,604 SF | 149 M²



These drawings are conceptual only and are for the convenience of reference. They should not be relied upon as representations, express or implied, of the final detail of the residences. Units shown are examples of unit types and may not depict actual units. Stated square footages are ranges for a particular unit type and are measured to the exterior boundaries of the exterior walls and the centerline of interior demising walls and in fact vary from the area that would be determined by using the description and definition of the unit set forth in the declaration (which generally only includes the interior airspace between the perimeter walls and excludes interior structural components). Note that measurements of rooms set forth on this floorplan are generally taken at the greatest points of each given room (as if the room were a perfect rectangle), without regards for any cutouts. Accordingly, the area of the actual room will typically be smaller than the product obtained by multiplying the stated length times width. All dimensions are approximate and may vary with actual construction, and all floor plans and development plans are subject to change.

