

RESIDENCES

301	2 BD / 2 BA	1066 sq. ft.
302*	3 BD / 3 BA	1441 sq. ft.
303	2 BD / 2 BA	1144 sq. ft.
304	Stud / 1 BA	386 sq. ft.
305	1 BD / 1 BA	772 sq. ft.
306	1 BD / 1 BA	710 sq. ft.
307	3 BD / 3 BA	1612 sq. ft.
308	1 BD / 1 BA	599 sq. ft.
309	1 BD / 1 BA	511 sq. ft.
310	1 BD / 1 BA	704 sq. ft.
311	2 BD / 2 BA	897 sq. ft.
312	1 BD / 1 BA	774 sq. ft.
313	2 BD / 2 BA	1016 sq. ft.
314	1 BD / 1 BA	391 sq. ft.
315	3 BD / 2 BA	1240 sq. ft.
316*	3 BD / 3 BA	1526 sq. ft.

LEGEND

- Studio
 - 1 Bedroom
 - 2 Bedrooms
 - 3 Bedrooms
- * With Lockout Option



THIRD FLOOR UNIT MATRIX



All square footage and dimensions, including (with our limitation) ceiling heights, are estimates based on preliminary plans and will vary with actual construction. All floor plans, specifications and other development plans are proposed and conceptual only and are subject to change and will not necessarily accurately reflect the final plans and specifications. Stated square footage and dimensions are measured to the exterior boundaries of the exterior walls and the centerline of interior dividing walls between units and in fact vary from the square footages and dimensions that would be determined by using the description and definition of the "Unit" set forth in the Declaration, which generally only includes the interior air space between the perimeter walls and excludes all interior structural components and other common elements or shared facilities. The method of measurement used herein is generally found in sales materials and is provided to allow a prospective buyer to compare the Units with units in other condominium projects that utilize the same method. For the dimensions of the Unit determined as set forth in the Declaration refer to the prospectus documents. Measurements of rooms set forth on this floor plan are generally taken at the farthest points of each given room (as described above and as if the room were a perfect rectangle), without regard for any cutouts, soffits or other variations. Accordingly, the interior air space dimensions of the actual room will be smaller than the product obtained by multiplying the stated length and width. Terraces and other exterior areas are not part of the Unit.

CIPRÉS



CERVERA®
REAL ESTATE • 1989

RESIDENCES

401	2 BD / 2 BA	1066 sq. ft.
402*	3 BD / 3 BA	1441 sq. ft.
403	2 BD / 2 BA	1145 sq. ft.
404	Stud / 1 BA	386 sq. ft.
405	1 BD / 1 BA	772 sq. ft.
406	1 BD / 1 BA	710 sq. ft.
407	3 BD / 3 BA	1612 sq. ft.
408	1 BD / 1 BA	599 sq. ft.
409	1 BD / 1 BA	511 sq. ft.
410	1 BD / 1 BA	704 sq. ft.
411	2 BD / 2 BA	894 sq. ft.
412	1 BD / 1 BA	774 sq. ft.
413	2 BD / 2 BA	1016 sq. ft.
414	1 BD / 1 BA	391 sq. ft.
415	3 BD / 2 BA	1236 sq. ft.
416*	3 BD / 3 BA	1515 sq. ft.

LEGEND

■	Studio
■	1 Bedroom
■	2 Bedrooms
■	3 Bedrooms

* With Lockout Option



FOURTH FLOOR UNIT MATRIX



All square footages and dimensions, including (with our limitation) ceiling heights, are estimates based on preliminary plans and will vary with actual construction. All floor plans, specifications and other development plans are proposed and conceptual only and are subject to change and will not necessarily accurately reflect the final plans and specifications. Stated square footages and dimensions are measured to the exterior boundaries of the exterior walls and the centerline of interior dividing walls between units and in fact vary from the square footages and dimensions that would be determined by using the description and definition of the "Unit" set forth in the Declaration, which generally only includes the interior air space between the perimeter walls and excludes all interior structural components and other common elements or shared facilities. The method of measurement used herein is generally found in sales materials and is provided to allow a prospective buyer to compare the Units with units in other condominium projects that utilize the same method. For the dimensions of the Unit determined as set forth in the Declaration refer to the prospectus documents. Measurements of rooms set forth on this floor plan are generally taken at the farthest points of each given room (as described above and as if the room were a perfect rectangle), without regard for any closets, soffits or other variations. Accordingly, the interior air space dimensions of the actual room will be smaller than the product obtained by multiplying the stated length and width. Terraces and other exterior areas are not part of the Unit.

CIPRÉS




CERVERA®
REAL ESTATE • 1989

RESIDENCES

501	2 BD / 2 BA	1066 sq.ft.
502*	3 BD / 3 BA	1441 sq.ft.
503	2 BD / 2 BA	1145 sq.ft.
504	Stud / 1 BA	386 sq.ft.
505	1 BD / 1 BA	2816 sq.ft.
506	1 BD / 1 BA	772 sq.ft.
507	3 BD / 3 BA	1612 sq.ft.
508	1 BD / 1 BA	599 sq.ft.
509	1 BD / 1 BA	511 sq.ft.
510	2 BD / 2 BA	894 sq.ft.
511	1 BD / 1 BA	774 sq.ft.
512	2 BD / 2 BA	1015 sq.ft.
513	1 BD / 1 BA	391 sq.ft.
514	3 BD / 2 BA	1236 sq.ft.
515	3 BD / 3 BA	1515 sq.ft.
516*	3 BD / 3 BA	1515 sq.ft.

LEGEND

	Studio
	1 Bedroom
	2 Bedrooms
	3 Bedrooms

* With Lockout Option



FIFTH FLOOR UNIT MATRIX



All square footage and dimensions, including (with our limitation) ceiling heights, are estimates based on preliminary plans and will vary with actual construction. All floor plans, specifications and other development plans are proposed and conceptual only and are subject to change and will not necessarily accurately reflect the final plans and specifications. Stated square footage and dimensions are measured to the exterior boundaries of the exterior walls and the centerline of interior dividing walls between units and in fact vary from the square footages and dimensions that would be determined by using the description and definition of the "Unit" set forth in the Declaration, which generally only includes the interior air space between the perimeter walls and excludes all interior structural components and other common elements or shared facilities. The method of measurement used herein is generally found in sales materials and is provided to allow a prospective buyer to compare the Units with units in other condominium projects that utilize the same method. For the dimensions of the Unit determined as set forth in the Declaration refer to the prospectus documents. Measurements of rooms set forth on this floor plan are generally taken at the farthest points of each given room (as described above and as if the room were a perfect rectangle), without regard for any closets, soffits or other variations. Accordingly, the interior air space dimensions of the actual room will be smaller than the product obtained by multiplying the stated length and width. Terraces and other exterior areas are not part of the Unit.

CIPRÉS



CERVERA®
REAL ESTATE • 1989

RESIDENCES

601	2 BD / 2 BA	1064 sq. ft.
602*	3 BD / 3 BA	1441 sq. ft.
603	2 BD / 2 BA	1145 sq. ft.
604	Stud / 1 BA	386 sq. ft.
605	1 BD / 1 BA	772 sq. ft.
606	1 BD / 1 BA	710 sq. ft.
607	3 BD / 3 BA	1612 sq. ft.
608	1 BD / 1 BA	599 sq. ft.
609	1 BD / 1 BA	511 sq. ft.
610	1 BD / 1 BA	704 sq. ft.
611	2 BD / 2 BA	894 sq. ft.
612	1 BD / 1 BA	771 sq. ft.
613	2 BD / 2 BA	1016 sq. ft.
614	1 BD / 1 BA	391 sq. ft.
615	3 BD / 2 BA	1236 sq. ft.
616*	3 BD / 3 BA	1515 sq. ft.

LEGEND

■	Studio
■	1 Bedroom
■	2 Bedrooms
■	3 Bedrooms

* With Lockout Option



SIXTH FLOOR UNIT MATRIX



All square footage and dimensions, including (with our limitation) ceiling heights, are estimates based on preliminary plans and will vary with actual construction. All floor plans, specifications and other development plans are proposed and conceptual only and are subject to change and will not necessarily accurately reflect the final plans and specifications. Stated square footage and dimensions are measured to the exterior boundaries of the exterior walls and the centerline of interior dividing walls between units and in fact vary from the square footages and dimensions that would be determined by using the description and definition of the "Unit" set forth in the Declaration, which generally only includes the interior air space between the perimeter walls and excludes all interior structural components and other common elements or shared facilities. The method of measurement used herein is generally found in sales materials and is provided to allow a prospective buyer to compare the Units with units in other condominium projects that utilize the same method. For the dimensions of the Unit determined as set forth in the Declaration refer to the prospectus documents. Measurements of rooms set forth on this floor plan are generally taken at the farthest points of each given room (as described above and as if the room were a perfect rectangle), without regard for any cutouts, soffits or other variations. Accordingly, the interior air space dimensions of the actual room will be smaller than the product obtained by multiplying the stated length and width. Terraces and other exterior areas are not part of the Unit.

CIPRÉS



CERVERA®
REAL ESTATE • 1989

RESIDENCES

701	2 BD / 2 BA	1064 sq. ft.
702*	3 BD / 3 BA	1438 sq. ft.
703	2 BD / 2 BA	1145 sq. ft.
704	Stud / 1 BA	385 sq. ft.
705	1 BD / 1 BA	774 sq. ft.
706	1 BD / 1 BA	708 sq. ft.
707	3 BD / 3 BA	1595 sq. ft.
708	1 BD / 1 BA	599 sq. ft.
709	1 BD / 1 BA	511 sq. ft.
710	1 BD / 1 BA	704 sq. ft.
711	2 BD / 2 BA	897 sq. ft.
712	1 BD / 1 BA	771 sq. ft.
713	2 BD / 2 BA	1016 sq. ft.
714	1 BD / 1 BA	391 sq. ft.
715	3 BD / 2 BA	1236 sq. ft.
716*	3 BD / 3 BA	1515 sq. ft.

LEGEND

- Studio
 - 1 Bedroom
 - 2 Bedrooms
 - 3 Bedrooms
- * With Lockout Option



SEVENTH FLOOR UNIT MATRIX



All square footage and dimensions, including (with our limitation) ceiling heights, are estimates based on preliminary plans and will vary with actual construction. All floor plans, specifications and other development plans are proposed and conceptual only and are subject to change and will not necessarily accurately reflect the final plans and specifications. Stated square footage and dimensions are measured to the exterior boundaries of the exterior walls and the centerline of interior dividing walls between units and in fact vary from the square footages and dimensions that would be determined by using the description and definition of the "Unit" set forth in the Declaration, which generally only includes the interior air space between the perimeter walls and excludes all interior structural components and other common elements or shared facilities. The method of measurement used herein is generally found in sales materials and is provided to allow a prospective buyer to compare the Units with units in other condominium projects that utilize the same method. For the dimensions of the Unit determined as set forth in the Declaration refer to the prospectus documents. Measurements of rooms set forth on this floor plan are generally taken at the farthest points of each given room (as described above and as if the room were a perfect rectangle), without regard for any closets, soffits or other variations. Accordingly, the interior air space dimensions of the actual room will be smaller than the product obtained by multiplying the stated length and width. Terraces and other exterior areas are not part of the Unit.

CIPRÉS



CERVERA®
REAL ESTATE • 1989

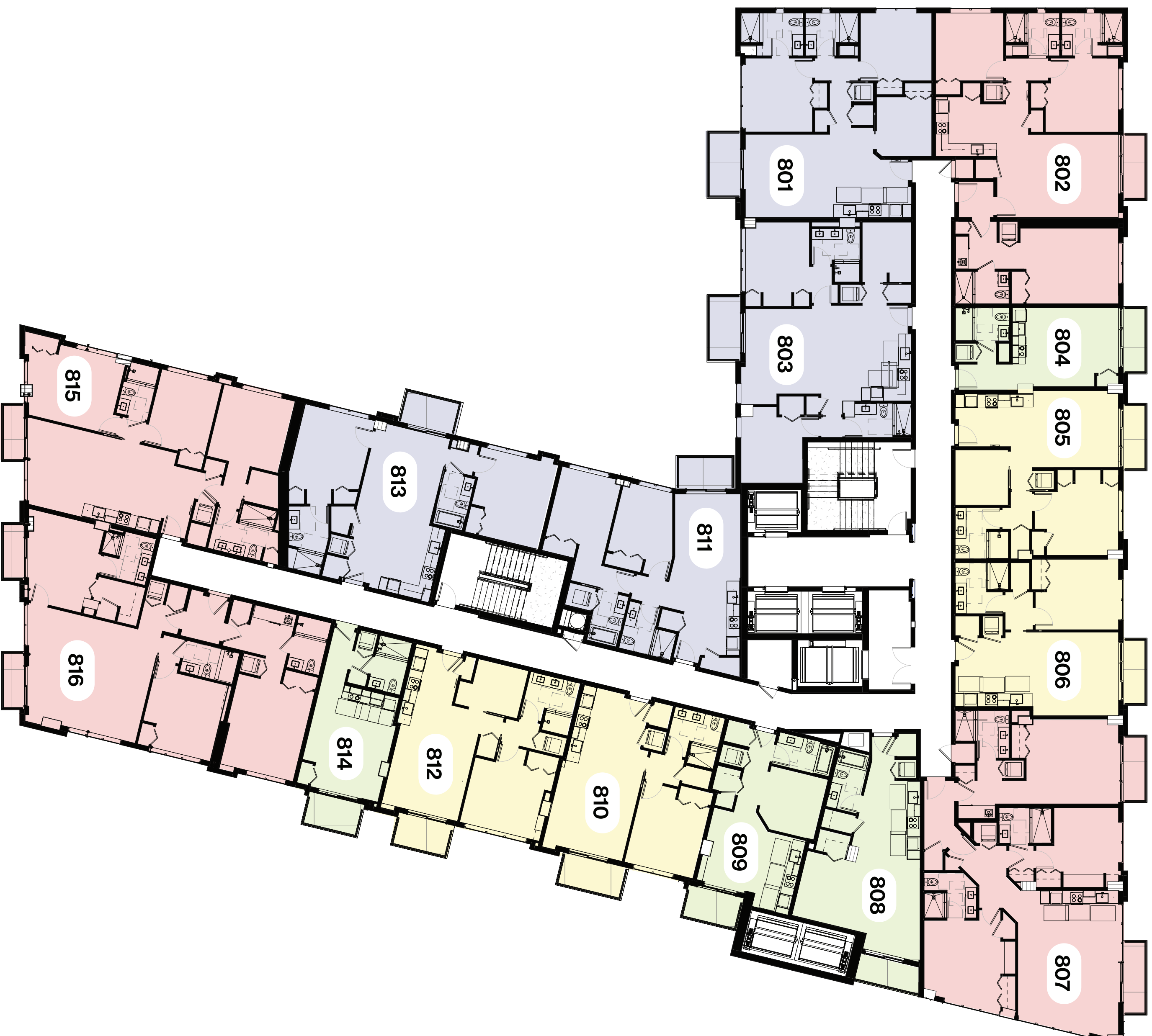
RESIDENCES

801	2 BD / 2 BA	1064 sq. ft.
802*	3 BD / 3 BA	1438 sq. ft.
803	2 BD / 2 BA	1126 sq. ft.
804	Stud / 1 BA	385 sq. ft.
805	1 BD / 1 BA	774 sq. ft.
806	1 BD / 1 BA	708 sq. ft.
807	3 BD / 3 BA	1595 sq. ft.
808	1 BD / 1 BA	599 sq. ft.
809	1 BD / 1 BA	511 sq. ft.
810	1 BD / 1 BA	704 sq. ft.
811	2 BD / 2 BA	894 sq. ft.
812	1 BD / 1 BA	771 sq. ft.
813	2 BD / 2 BA	1016 sq. ft.
814	1 BD / 1 BA	391 sq. ft.
815	3 BD / 2 BA	1236 sq. ft.
816*	3 BD / 3 BA	1515 sq. ft.

LEGEND

	Studio
	1 Bedroom
	2 Bedrooms
	3 Bedrooms

* With Lockout Option



EIGHTH FLOOR UNIT MATRIX



All square footage and dimensions, including (with our limitation) ceiling heights, are estimates based on preliminary plans and will vary with actual construction. All floor plans, specifications and other development plans are proposed and conceptual only and are subject to change and will not necessarily accurately reflect the final plans and specifications. Stated square footage and dimensions are measured to the exterior boundaries of the exterior walls and the centerline of interior dividing walls between units and in fact vary from the square footages and dimensions that would be determined by using the description and definition of the "Unit" set forth in the Declaration, which generally only includes the interior air space between the perimeter walls and excludes all interior structural components and other common elements or shared facilities. The method of measurement used herein is generally found in sales materials and is provided to allow a prospective buyer to compare the Units with units in other condominium projects that utilize the same method. For the dimensions of the Unit determined as set forth in the Declaration refer to the prospectus documents. Measurements of rooms set forth on this floor plan are generally taken at the farthest points of each given room (as described above and as if the room were a perfect rectangle), without regard for any closets, soffits or other variations. Accordingly, the interior air space dimensions of the actual room will be smaller than the product obtained by multiplying the stated length and width. Terraces and other exterior areas are not part of the Unit.

CIPRÉS



CERVERA®
REAL ESTATE • 1989

RESIDENCES

901	2 BD / 2 BA	1064 sq. ft.
902*	3 BD / 3 BA	1438 sq. ft.
903	2 BD / 2 BA	1094 sq. ft.
904	Stud / 1 BA	385 sq. ft.
905	1 BD / 1 BA	774 sq. ft.
906	1 BD / 1 BA	708 sq. ft.
907	3 BD / 3 BA	1595 sq. ft.
908	1 BD / 1 BA	599 sq. ft.
909	1 BD / 1 BA	511 sq. ft.
910	1 BD / 1 BA	704 sq. ft.
911	2 BD / 2 BA	897 sq. ft.

LEGEND

- Studio
- 1 Bedroom
- 2 Bedrooms
- 3 Bedrooms

* With Lockout Option



NINTH FLOOR UNIT MATRIX



All square footage and dimensions, including (with our limitation) ceiling heights, are estimates based on preliminary plans and will vary with actual construction. All floor plans, specifications and other development plans are proposed and conceptual only and are subject to change and will not necessarily accurately reflect the final plans and specifications. Stated square footage and dimensions are measured to the exterior boundaries of the exterior walls and the centerline of interior demising walls between units and in fact vary from the square footages and dimensions that would be determined by using the description and definition of the "Unit" set forth in the Declaration, which generally only includes the interior air space between the perimeter walls and excludes all interior structural components and other common elements or shared facilities. The method of measurement used herein is generally found in sales materials and is provided to allow a prospective buyer to compare the Units with units in other condominium projects that utilize the same method. For the dimensions of the Unit determined as set forth in the Declaration refer to the prospectus documents. Measurements of rooms set forth on this floor plan are generally taken at the farthest points of each given room (as described above and as if the room were a perfect rectangle), without regard for any cutouts, soffits or other variations. Accordingly, the interior air space dimensions of the actual room will be smaller than the product obtained by multiplying the stated length and width. Terraces and other exterior areas are not part of the Unit.

CIPRÉS



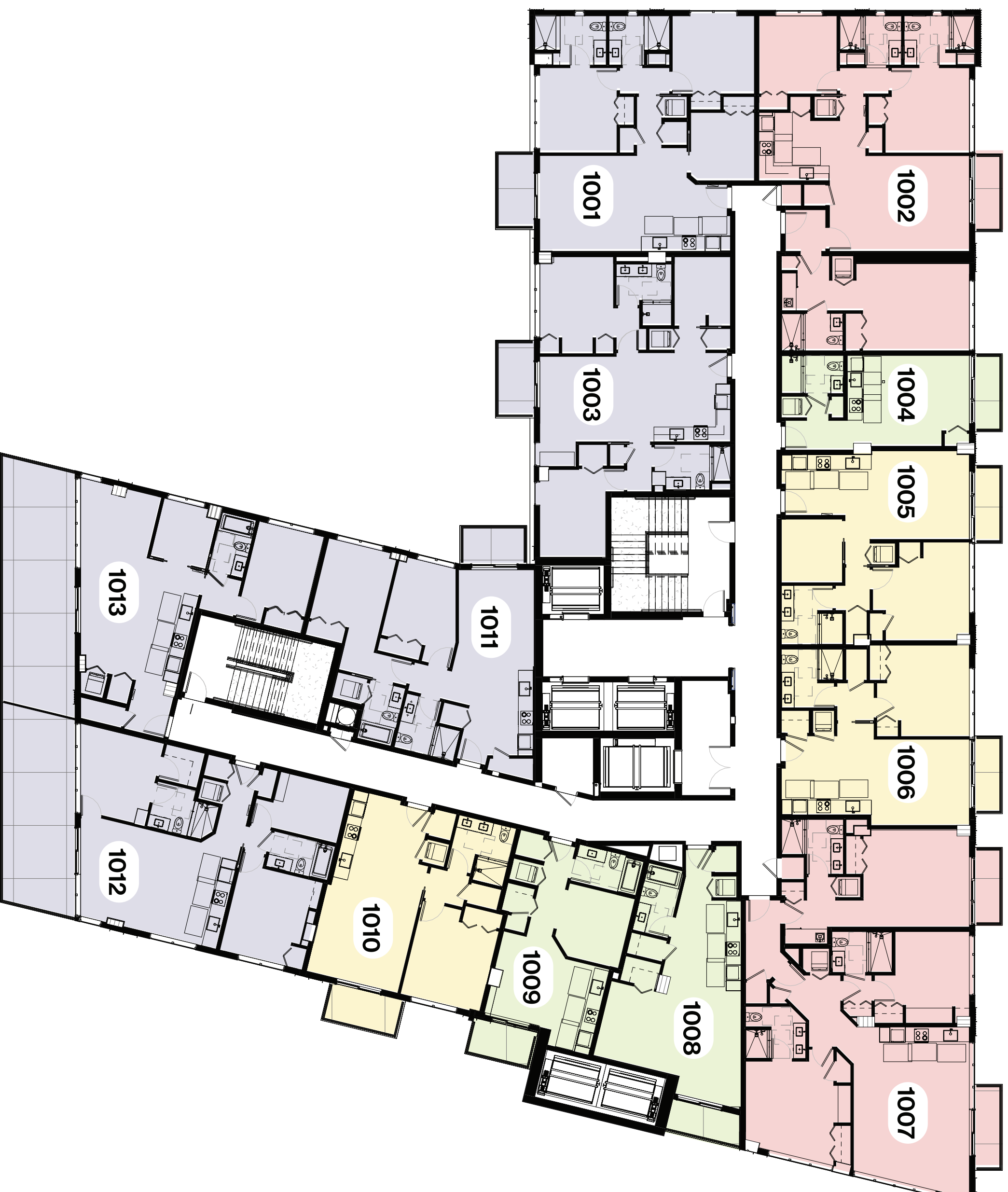
CERVERA®
REAL ESTATE • 1989

RESIDENCES

1001	2 BD / 2 BA	1064 sq. ft.
1002*	3 BD / 3 BA	1433 sq. ft.
1003	2 BD / 2 BA	1081 sq. ft.
1004	Stud / 1 BA	385 sq. ft.
1005	1 BD / 1 BA	770 sq. ft.
1006	1 BD / 1 BA	705 sq. ft.
1007	3 BD / 3 BA	1590 sq. ft.
1008	1 BD / 1 BA	599 sq. ft.
1009	1 BD / 1 BA	511 sq. ft.
1010	1 BD / 1 BA	704 sq. ft.
1011	2 BD / 2 BA	894 sq. ft.
1012	1 BD / 1 BA	1021 sq. ft.
1013	2 BD / 2 BA	842 sq. ft.

LEGEND

- Studio
 - 1 Bedroom
 - 2 Bedrooms
 - 3 Bedrooms
- * With Lockout Option



TENTH FLOOR UNIT MATRIX



All square footage and dimensions, including (with our limitation) ceiling heights, are estimates based on preliminary plans and will vary with actual construction. All floor plans, specifications and other development plans are proposed and conceptual only and are subject to change and will not necessarily accurately reflect the final plans and specifications. Stated square footage and dimensions are measured to the exterior boundaries of the exterior walls and the centerline of interior dividing walls between units and in fact vary from the square footages and dimensions that would be determined by using the description and definition of the "Unit" set forth in the Declaration, which generally only includes the interior air space between the perimeter walls and excludes all interior structural components and other common elements or shared facilities. The method of measurement used herein is generally found in sales materials and is provided to allow a prospective buyer to compare the Units with units in other condominium projects that utilize the same method. For the dimensions of the Unit determined as set forth in the Declaration refer to the prospectus documents. Measurements of rooms set forth on this floor plan are generally taken at the farthest points of each given room (as described above and as if the room were a perfect rectangle), without regard for any cutouts, soffits or other variations. Accordingly, the interior air space dimensions of the actual room will be smaller than the product obtained by multiplying the stated length and width. Terraces and other exterior areas are not part of the Unit.

CIPRÉS



CERVERA®
REAL ESTATE • 1989

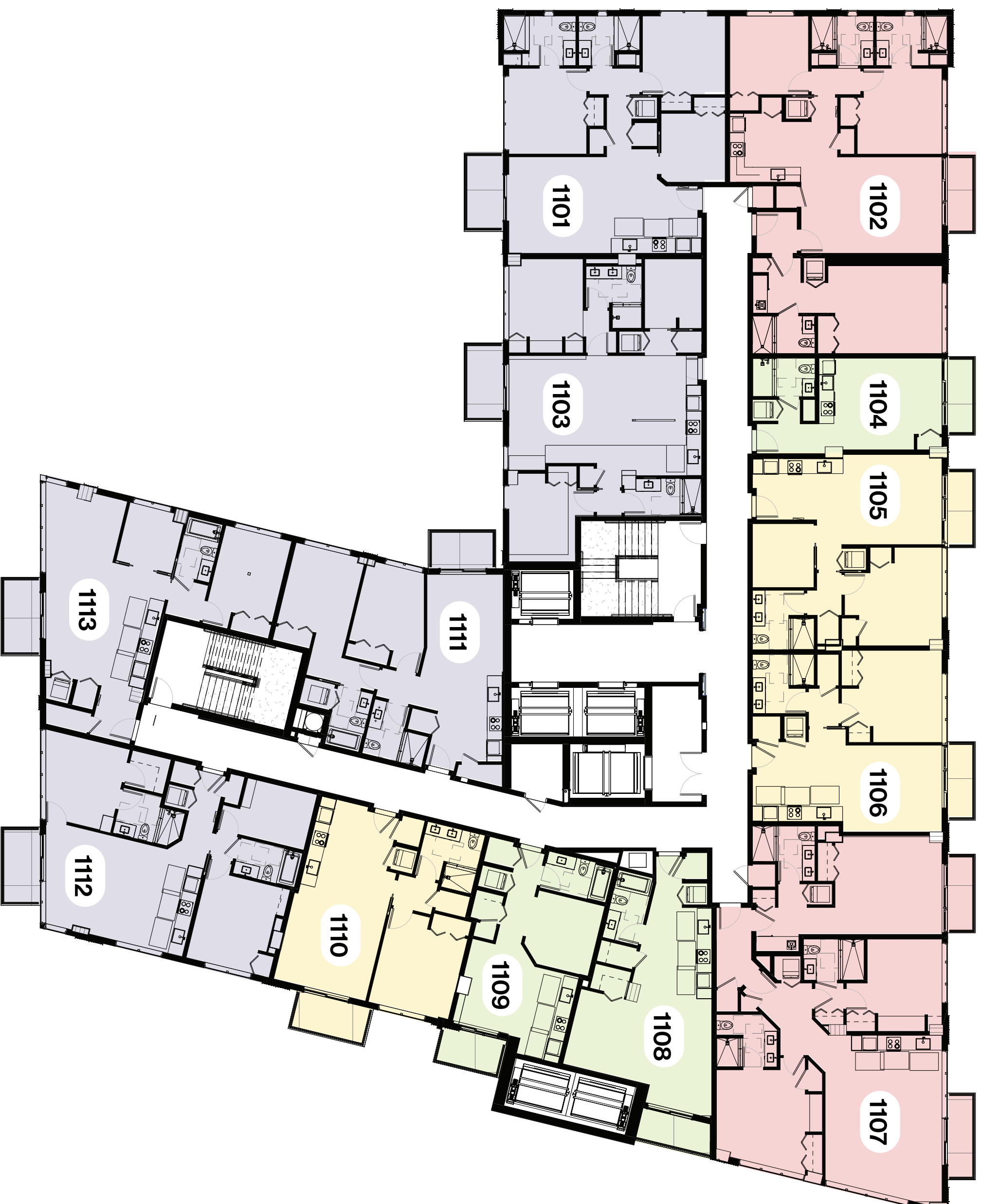
RESIDENCES

1101	2 BD / 2 BA	1064 sq. ft.
1102*	3 BD / 3 BA	1433 sq. ft.
1103	2 BD / 2 BA	1145 sq. ft.
1104	Stud / 1 BA	385 sq. ft.
1105	1 BD / 1 BA	770 sq. ft.
1106	1 BD / 1 BA	705 sq. ft.
1107	3 BD / 3 BA	1590 sq. ft.
1108	1 BD / 1 BA	599 sq. ft.
1109	1 BD / 1 BA	511 sq. ft.
1110	1 BD / 1 BA	704 sq. ft.
1111	2 BD / 2 BA	894 sq. ft.
1112	1 BD / 1 BA	1021 sq. ft.
1113	2 BD / 2 BA	842 sq. ft.

LEGEND

- Studio
- 1 Bedroom
- 2 Bedrooms
- 3 Bedrooms

* With Lockout Option



ELEVENTH FLOOR UNIT MATRIX



All square footages and dimensions, including (with our limitation) ceiling heights, are estimates based on preliminary plans and will vary with actual construction. All floor plans, specifications and other development plans are proposed and conceptual only and are subject to change and will not necessarily accurately reflect the final plans and specifications. Stated square footages and dimensions are measured to the exterior boundaries of the exterior walls and the centerline of interior dividing walls between units and in fact vary from the square footages and dimensions that would be determined by using the description and definition of the "Unit" set forth in the Declaration, which generally only includes the interior air space between the perimeter walls and excludes all interior structural components and other common elements or shared facilities. The method of measurement used herein is generally found in sales materials and is provided to allow a prospective buyer to compare the Units with units in other condominium projects that utilize the same method. For the dimensions of the Unit determined as set forth in the Declaration refer to the prospectus documents. Measurements of rooms set forth on this floor plan are generally taken at the farthest points of each given room (as described above and as if the room were a perfect rectangle), without regard for any cutouts, soffits or other variations. Accordingly, the interior air space dimensions of the actual room will be smaller than the product obtained by multiplying the stated length and width. Terraces and other exterior areas are not part of the Unit.

CIPRÉS



CERVERA[®]
REAL ESTATE • 1989

RESIDENCES

1201	2 BD / 2 BA	1064 sq. ft.
1202*	3 BD / 3 BA	1433 sq. ft.
1203	2 BD / 2 BA	1125 sq. ft.
1204	Stud / 1 BA	385 sq. ft.
1205	1 BD / 1 BA	770 sq. ft.
1206	1 BD / 1 BA	705 sq. ft.
1207	3 BD / 3 BA	1590 sq. ft.
1208	1 BD / 1 BA	599 sq. ft.
1209	1 BD / 1 BA	511 sq. ft.
1210	1 BD / 1 BA	704 sq. ft.
1211	2 BD / 2 BA	894 sq. ft.
1212	1 BD / 1 BA	1021 sq. ft.
1213	2 BD / 2 BA	842 sq. ft.

LEGEND

- Studio
 - 1 Bedroom
 - 2 Bedrooms
 - 3 Bedrooms
- * With Lockout Option



TWELFTH FLOOR UNIT MATRIX



All square footages and dimensions, including (with our limitation) ceiling heights, are estimates based on preliminary plans and will vary with actual construction. All floor plans, specifications and other development plans are proposed and conceptual only and are subject to change and will not necessarily accurately reflect the final plans and specifications. Stated square footages and dimensions are measured to the exterior boundaries of the exterior walls and the centerline of interior dividing walls between units and in fact vary from the square footages and dimensions that would be determined by using the description and definition of the "Unit" set forth in the Declaration, which generally only includes the interior air space between the perimeter walls and excludes all interior structural components and other common elements or shared facilities. The method of measurement used herein is generally found in sales materials and is provided to allow a prospective buyer to compare the Units with units in other condominium projects that utilize the same method. For the dimensions of the Unit determined as set forth in the Declaration refer to the prospectus documents. Measurements of rooms set forth on this floor plan are generally taken at the farthest points of each given room (as described above and as if the room were a perfect rectangle), without regard for any cutouts, soffits or other variations. Accordingly, the interior air space dimensions of the actual room will be smaller than the product obtained by multiplying the stated length and width. Terraces and other exterior areas are not part of the Unit.

CIPRÉS



CERVERA®
REAL ESTATE • 1989